



fischer[®]technik[®]



Grundkasten
standard set
boîte de base
cassetta base
basisbouwdoos

Download von www.ft-fanarchiv.de
gescannt von Peter Remm



Vorwort
Preface
Avant-propos
Prefazione
Voorwoord


Mit diesem Katalog möchten wir einen Einblick in das fischertechnik-Baukasten-System vermitteln. Die einzelnen Bauelemente stellen wir in einer Stückliste vor und zeigen in einer einfach gehaltenen Bauanleitung ihre Funktion und Arbeitsweise im Modell. Die auf den einzelnen Seiten dargestellten Beispiele stellen einen Querschnitt vom einfachen bis zum schwierigen Modell dar. Sie können mit den Bauelementen der jeweils genannten Baukästen hergestellt werden. Die gezeigten Modelle sollen nur als Anregung dienen. Der eigenen Phantasie sind keine Grenzen gesetzt. Und nun wünschen wir viele gute Einfälle und viel Spaß mit fischertechnik.

This brochure is intended to give you more information about the fischertechnik system. There is a list showing each individual part. Also the particular function of each of the parts and how they fit into the models can clearly be seen. Various examples are shown on each page, both simple and complex models. We have also indicated which sets and kits are needed for the construction of the particular model. The models shown are just a few examples. There is no limit to what you can build by using your own imagination. We are sure you will have many good ideas of your own and will find fischertechnik great fun.

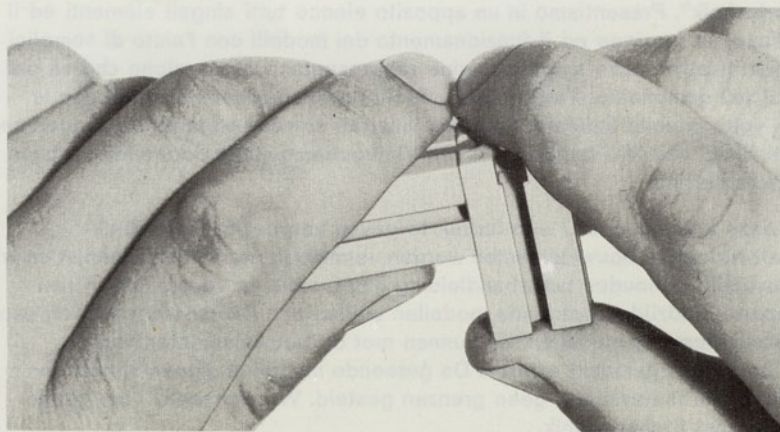
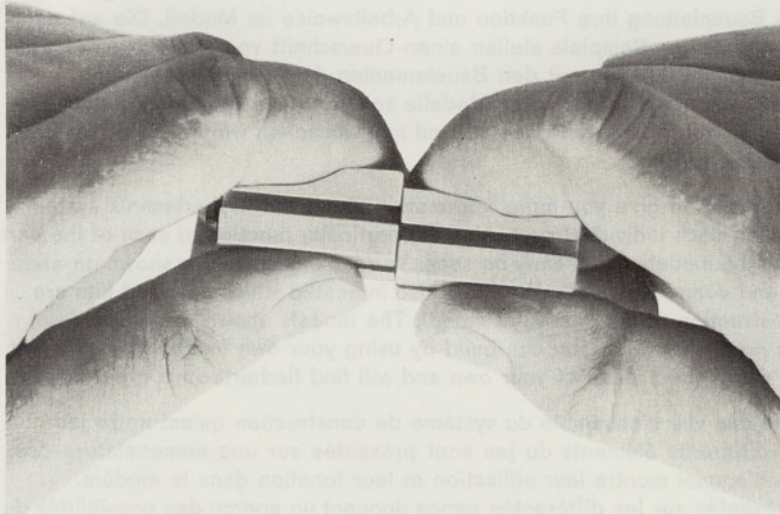
Ce catalogue donne une vue d'ensemble du système de construction qu'est notre jeu fischertechnik. Les différents éléments du jeu sont présentés sur une nomenclature des pièces. Une notice d'emploi montre leur utilisation et leur fonction dans le modèle. Les exemples représentés sur les différentes pages donnent un aperçu des possibilités du jeu, du modèle simple au modèle compliqué. Ils peuvent être réalisés avec les éléments des boîtes de construction citées en référence. Ces exemples de modèles ne sont que des suggestions. Libre cours à votre imagination! Et maintenant, nous vous souhaitons de nombreuses idées et amusez-vous bien avec fischertechnik.

Con questo catalogo desideriamo darVi la possibilità di farVi un concetto del sistema di costruzione "fischertechnik". Presentiamo in un apposito elenco tutti singoli elementi ed il lustriamo a mano l'uso, sa funzione ed il funzionamento dei modelli con l'aiuto di semplici istruzioni. Gli esempi illustrati sulle singole pagine rappresentano una sezione che va dal modello semplice al più complicato. Tutti questi modelli possono essere costruiti con le relative cassette di volta in volta indicate. I modelli illustrati servono soltanto da suggerimento. Non vengono posti limiti alla Vs. fantasia. Ed ora Vi auguriamo molte buone idee e buon divertimento con fischertechnik.

De bedoeling van deze katalogus is U een indruk te geven van het fischertechnik-bouwsysteem. De afzonderlijke bouwelementen worden vermeld in een onderdelenlijst en wij tonen U in een eenvoudig gehouden bouwhandleiding hun functie en verwerking in een model. De op de aparte bladzijden getoonde modellen stellen een doorsnede voor van eenvoudige tot aan gekompliceerde modellen. Zij kunnen met de bouwelementen van de telkens genoemde bouwdoos gemaakt worden. De getoonde modellen dienen slechts ter aansporing. Aan Uw eigen fantasie zijn geen grenzen gesteld. Wij wensen U vele goede ideeën en veel plezier met fischertechnik.



Werner J. Müller



Handhabung Handling Manipulation Il maneggio Handleiding

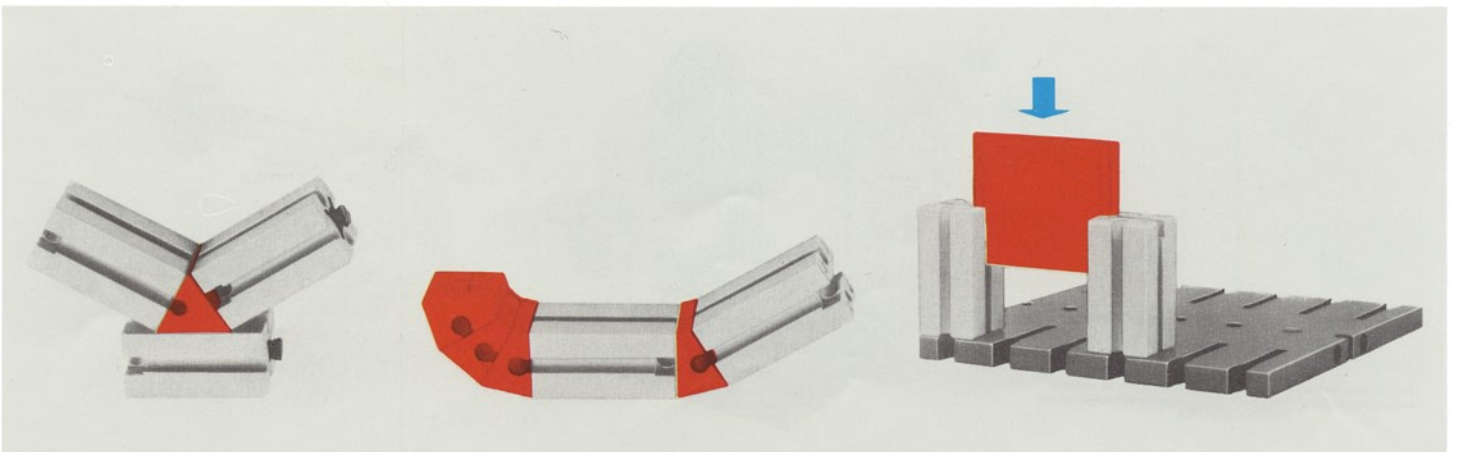
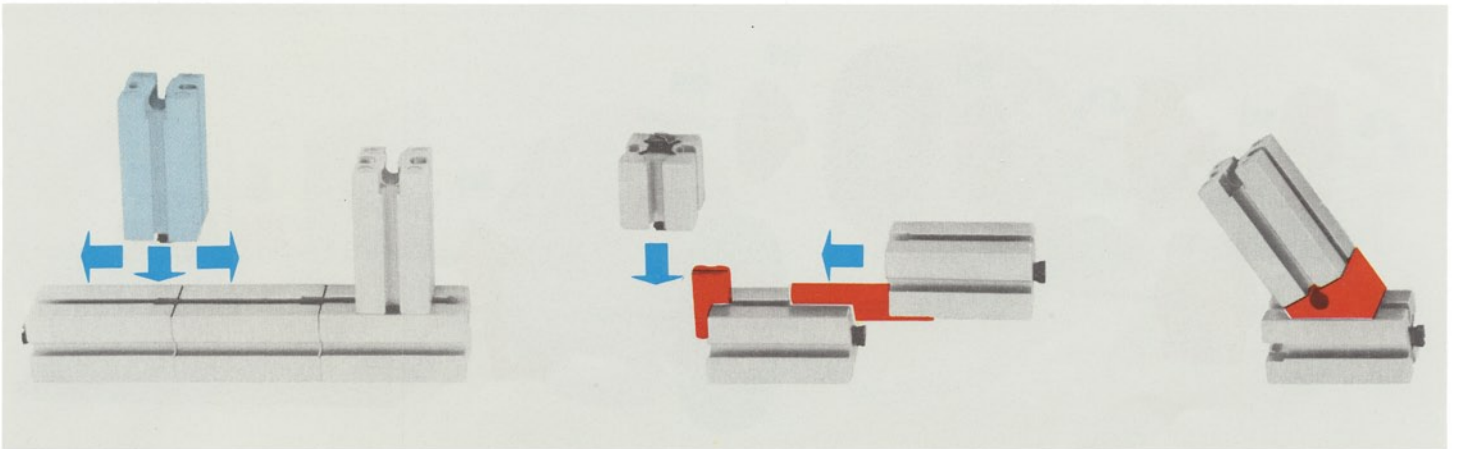
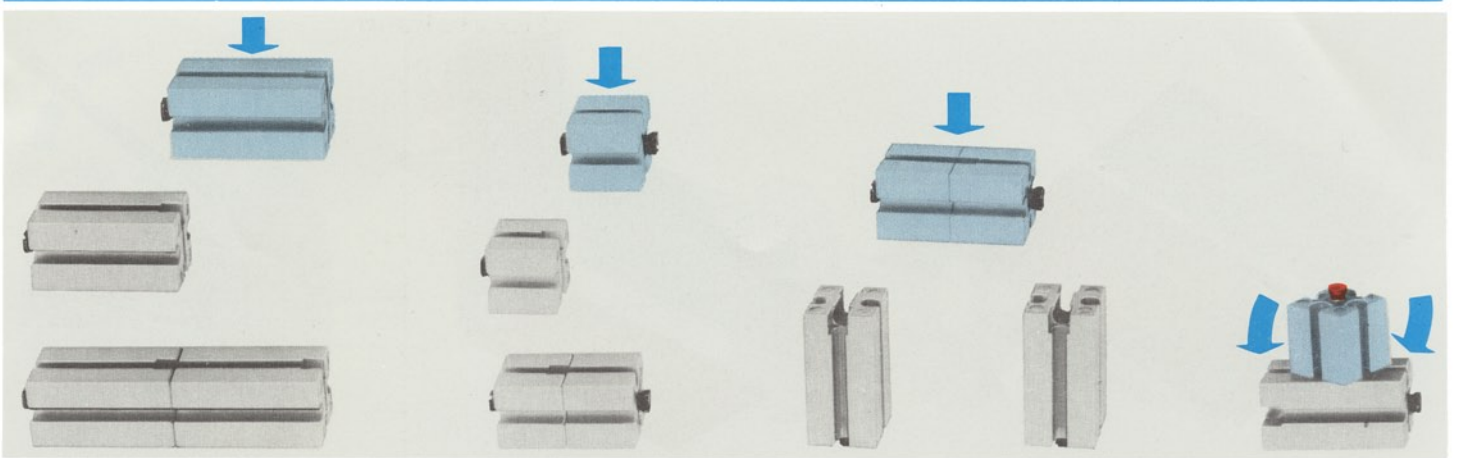
Jeder fischertechnik-Baustein weist Verbindungszapfen und Nuten auf, mit denen die Bausteine an allen 6 Seiten an jeder Stelle verbunden werden können. Sie sind gegeneinander verschiebbar und halten trotzdem fest. fischertechnik ist ein System ohne Grenzen. Wenige Grundelemente ermöglichen unendlich viele und vielfältige Konstruktionen.



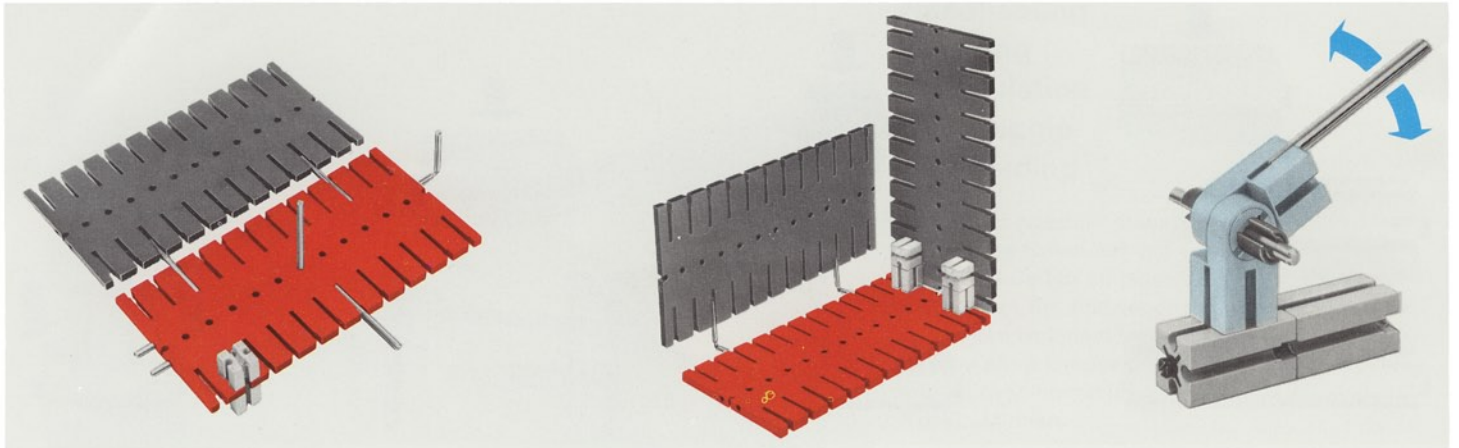
Each fischertechnik building block has grooves and connecting lugs which enable the blocks to be fastened to on all six sides. They fit and adjust easily yet hold securely. fischertechnik is a system without limits. With very few basic parts a great variety of models can be built.




Chaque pierre du jeu de construction fischertechnik a des tétons et des rainures qui permettent un assemblage des pierres par glissement sur les 6 côtés. Excellente rigidité d'ensemble. fischertechnik est un jeu de créations techniques illimitées. Déjà quelques éléments de base du jeu permettent de nombreuses constructions variées.









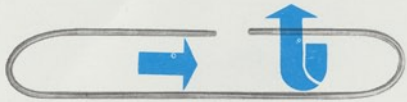
Ogni elemento fischertechnik è munito di perni d'unione e di scanalature per mezzo dei quali tutti gli elementi possono essere uniti tra di loro su tutte e sei le faccie. Essi sono spostabili tra di loro, ma nonostante ciò tengono fisso. fischertechnik è un sistema senza limiti. Pochi elementi fondamentali rendono possibile un'infinità di costruzioni di vario genere.




Iedere fischertechnik bouwsteen heeft verbindingspin en sleuven, waarmede de bouwstenen direkt aan 6 kanten verbonden kunnen worden. Zij zijn t.o.v. elkaar verschuifbaar en zitten toch vast. fischertechnik is een systeem zonder grenzen. Oneindig vele en zeer verschillende konstrukties zijn mogelijk met slechts weinig basiselementen.




























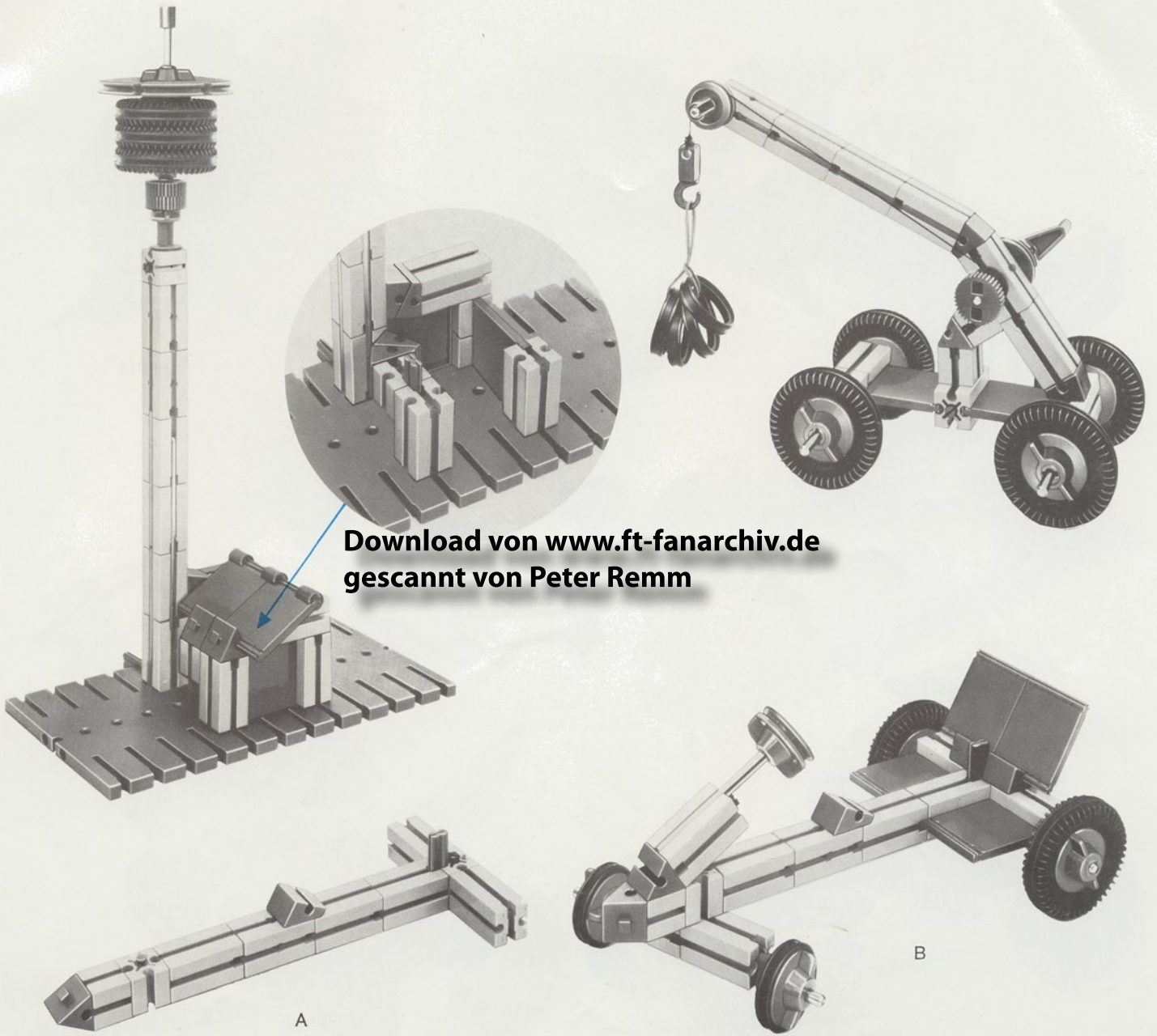
Modellvorschläge
construction ideas
idées de construction
idee de costruzioni
bouwideeën





Modellvorschläge
construction ideas
idées de construction
idee de costruzioni
bouwideeën





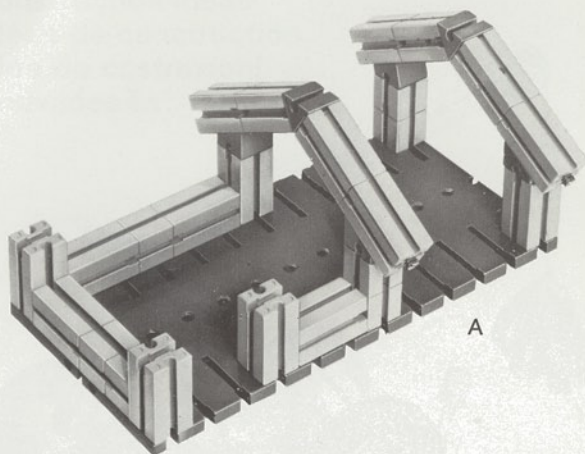






**Download von www.ft-fanarchiv.de
gescannt von Peter Remm**



A


B





Rückseite









A

Download von www.ft-fanarchiv.de
gescannt von Peter Remm




+ mot. 1




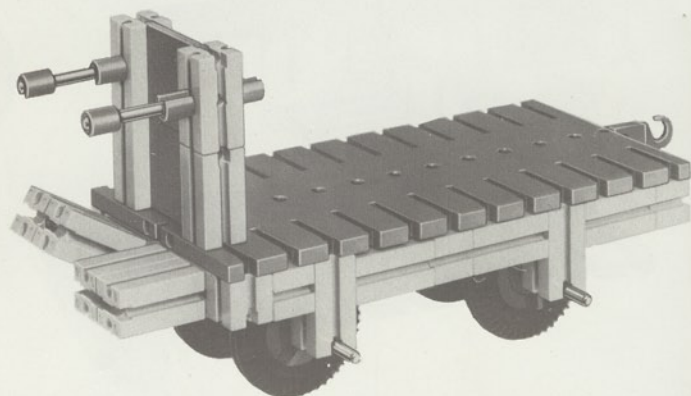

B

+ mot. 1




+ mot. 1 + mot. 2


Modellvorschläge
construction ideas
idées de construction
idee de costruzioni
bouwideeën



B

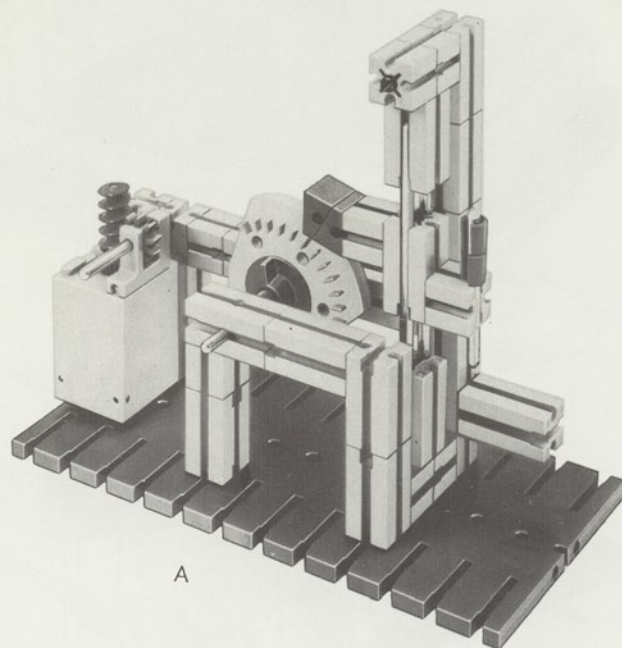


A




+ mot. 1+06

B




A

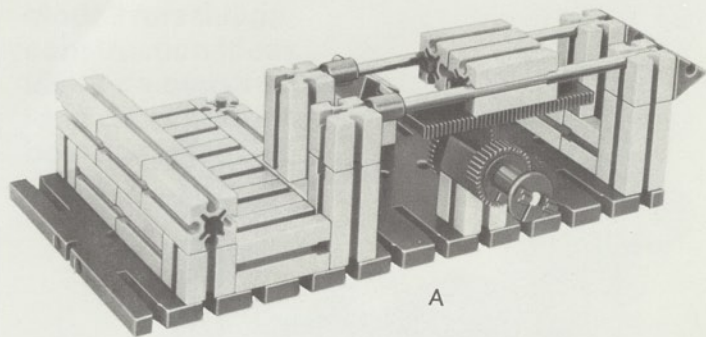


+ mini-mot. 1+010+015


B



A




A







B

+ mot. 1 + mot. 2

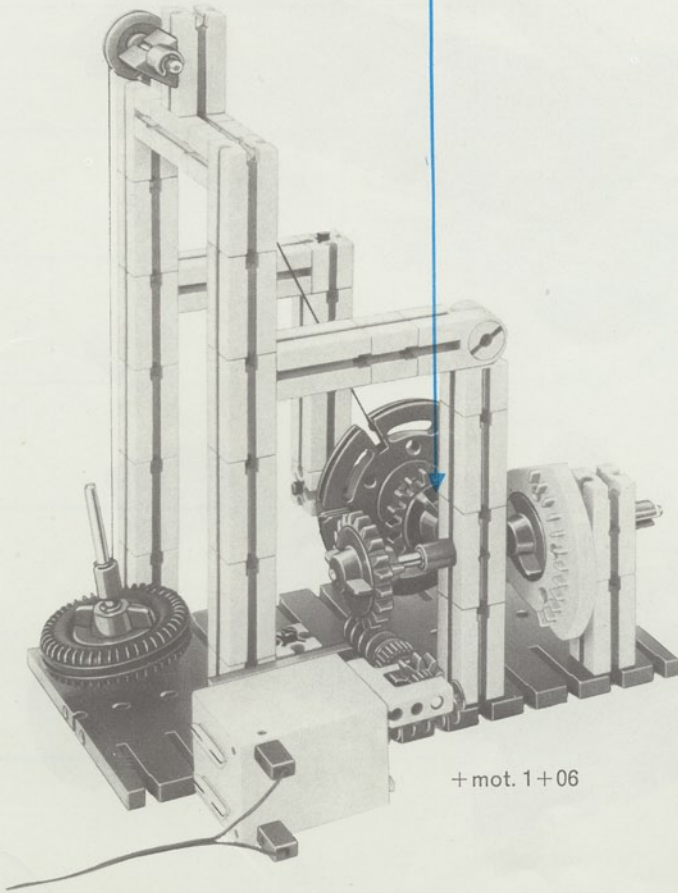


+ 06







+ mot. 1




+ mot. 1+06

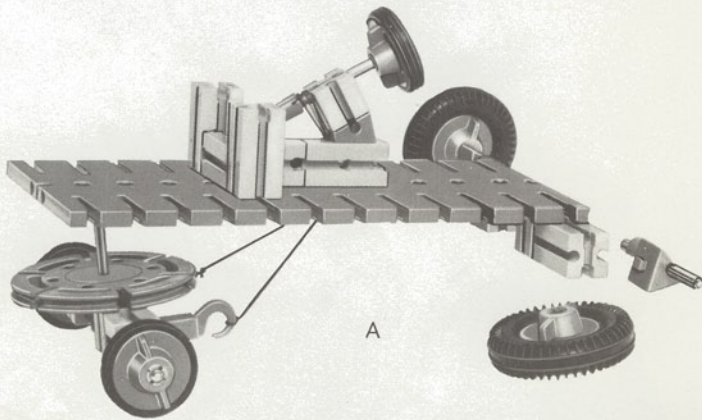




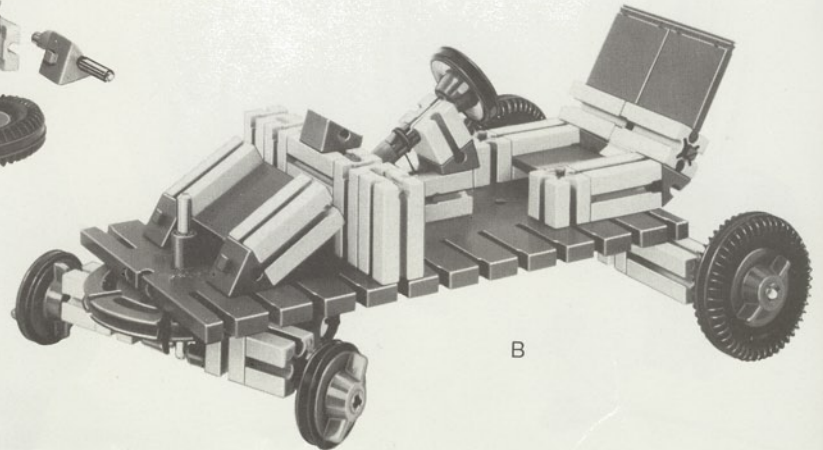
B




A



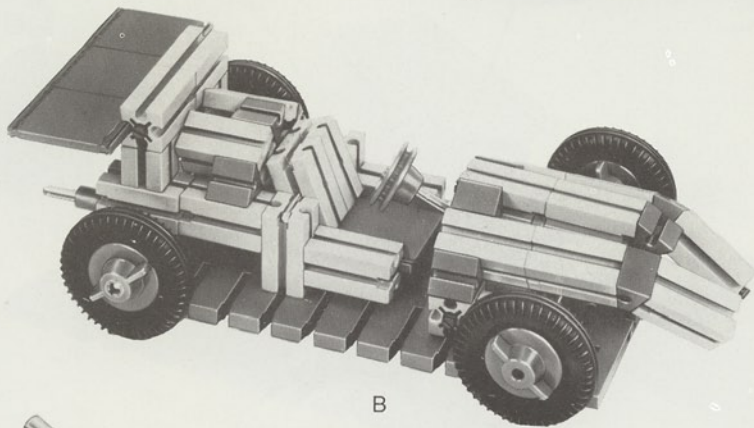
A




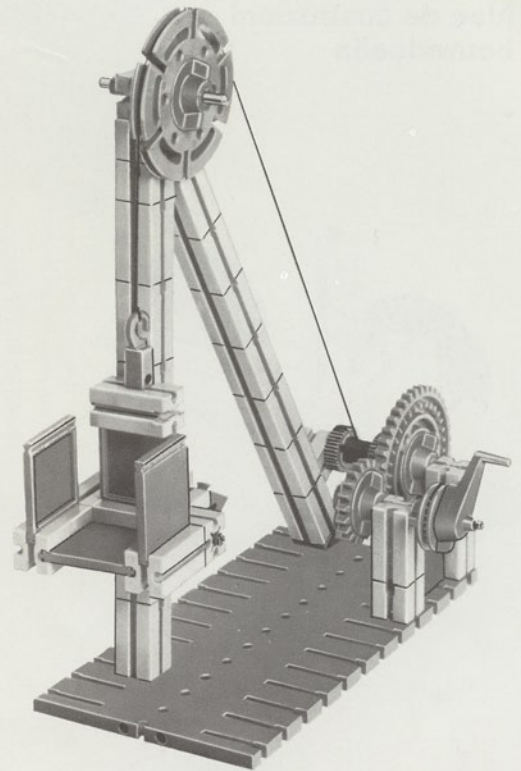
B




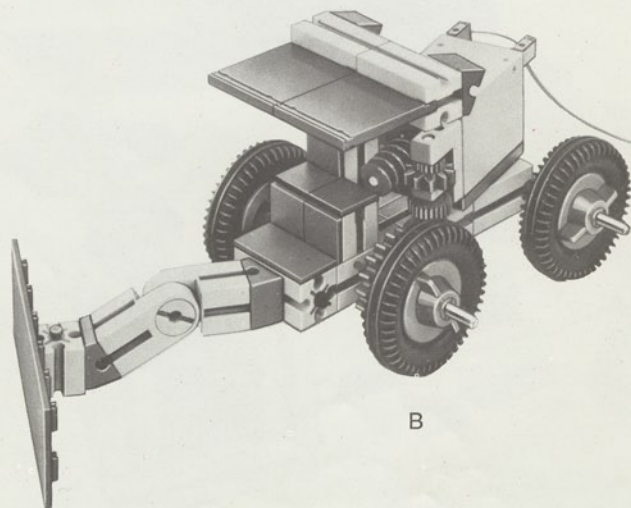
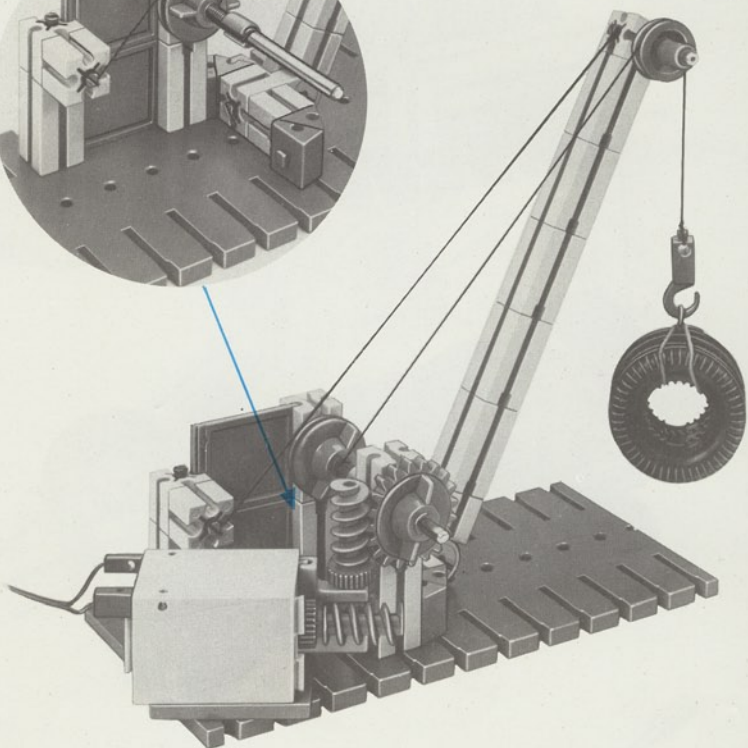

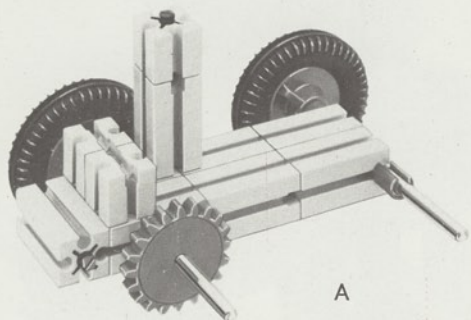
A




B




Modellvorschläge
construction ideas
idées de construction
idee de costruzioni
bouwideeën

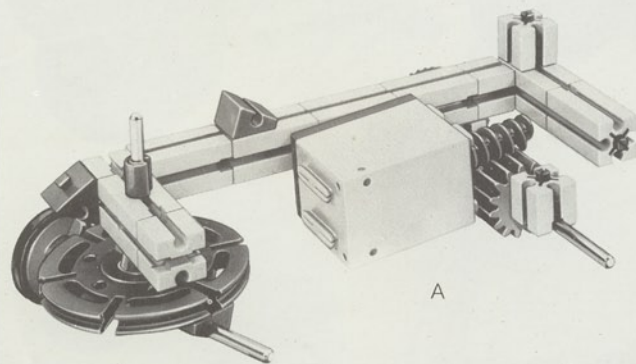




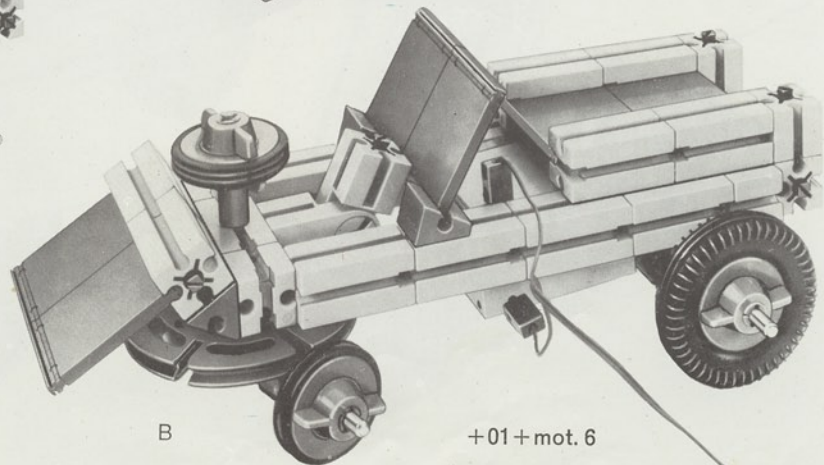
A



B





A




B



+01+mot. 6


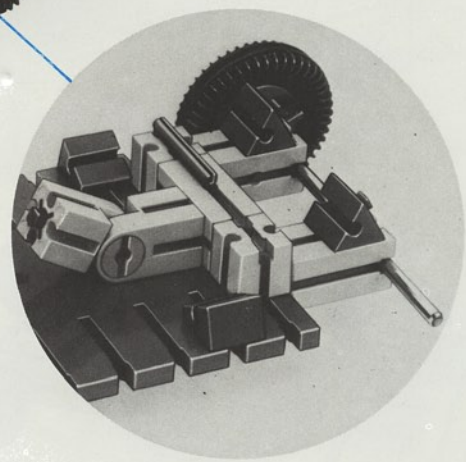



A




B



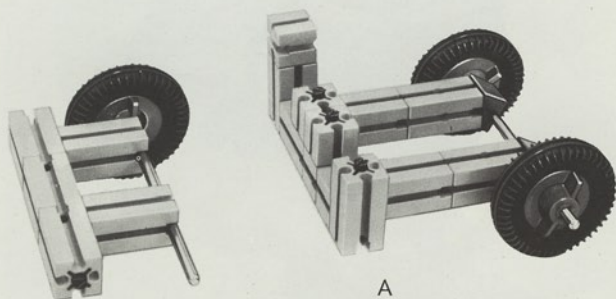


B

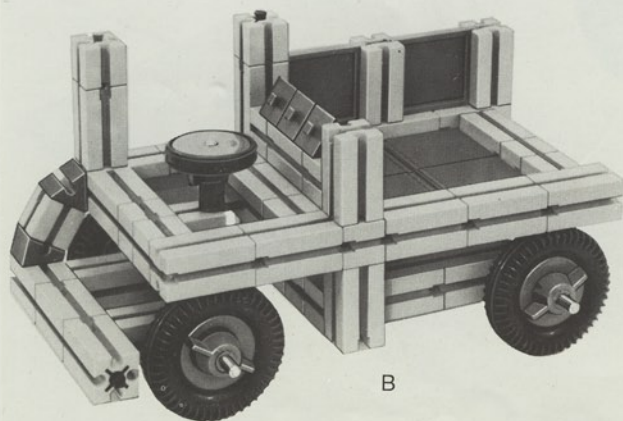


A


Modellvorschläge
construction ideas
idées de construction
idee de costruzioni
bouwideeën



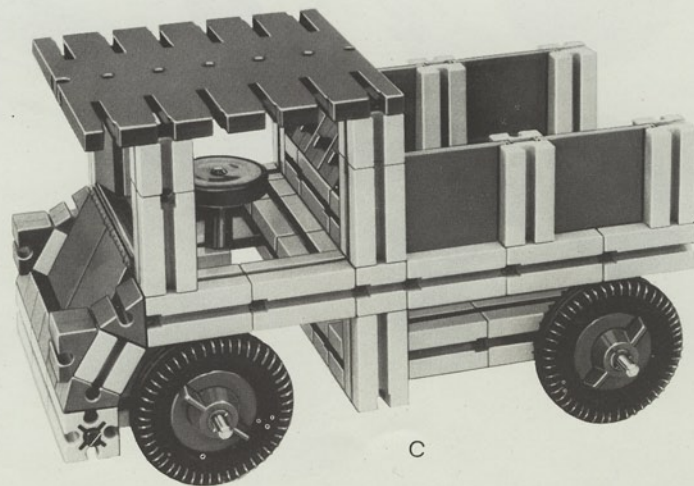
A




B




+ mot. 1+06




C



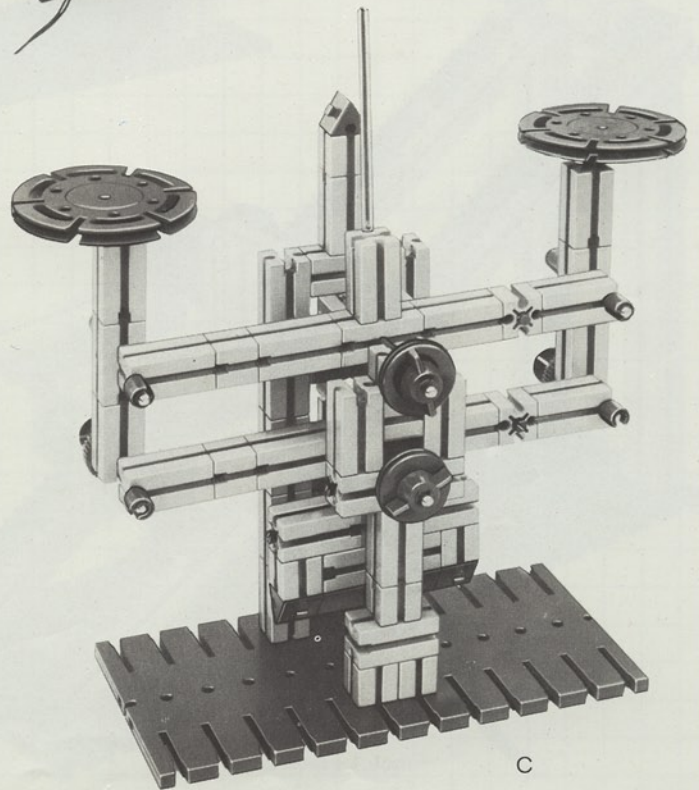
A



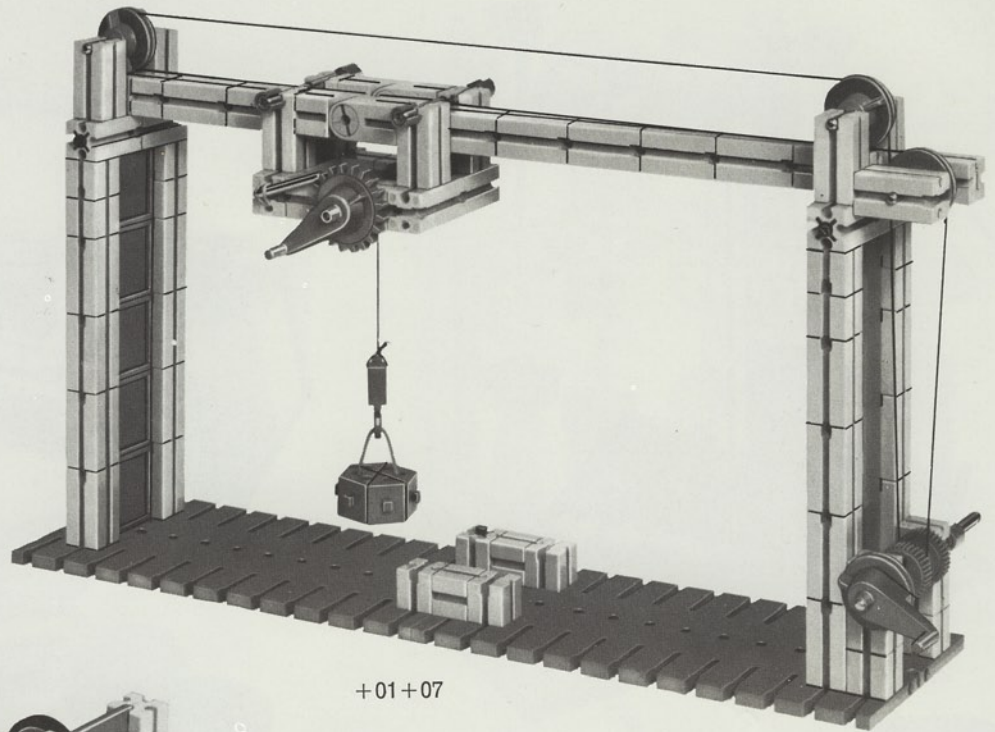
+ mot. 1



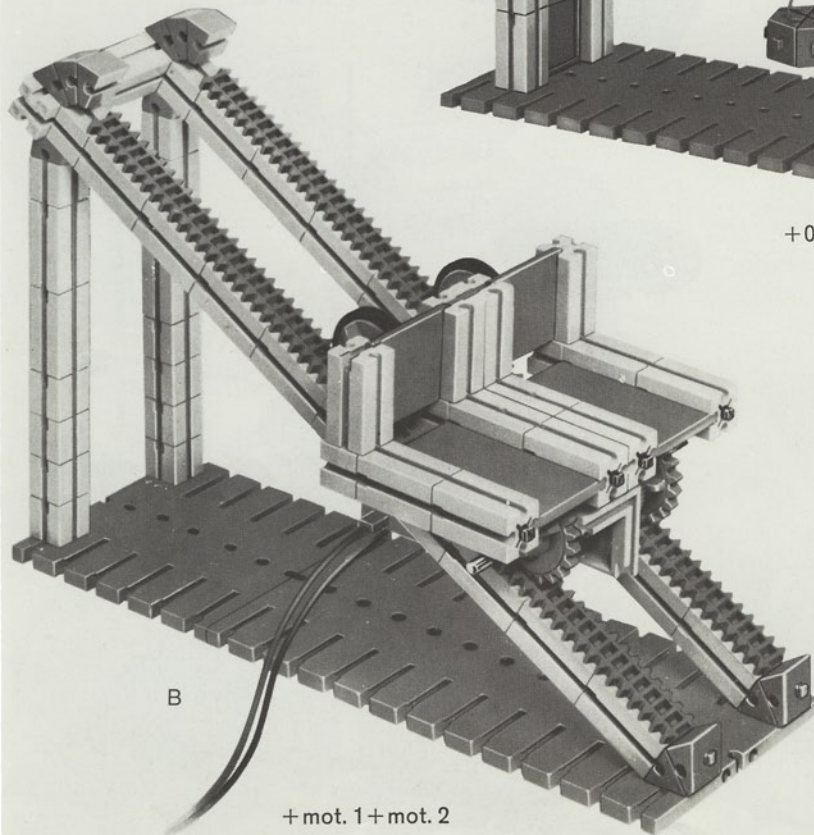
B



C




+01+07

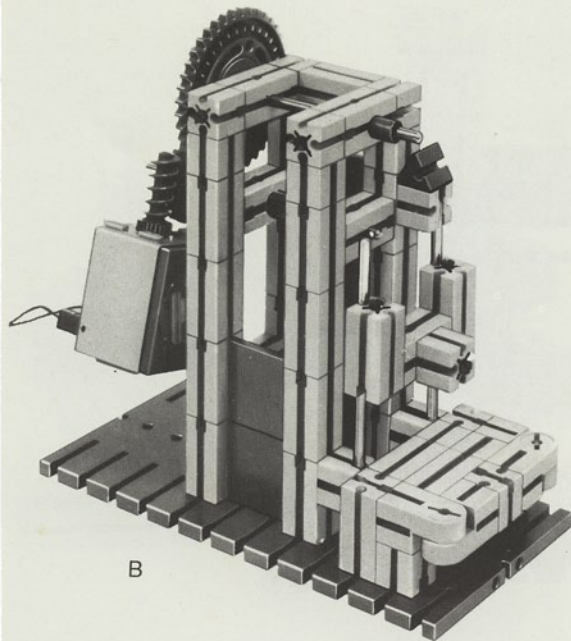


B


+ mot. 1 + mot. 2



A




B




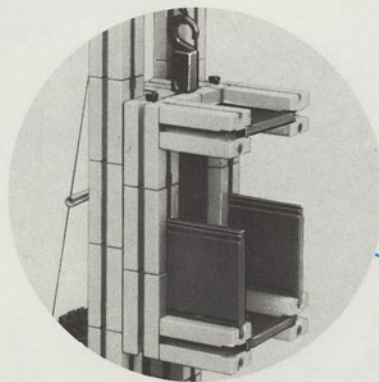
A

Rückseite




C


+ mot. 1




D



A




B




+ mot. 1


C



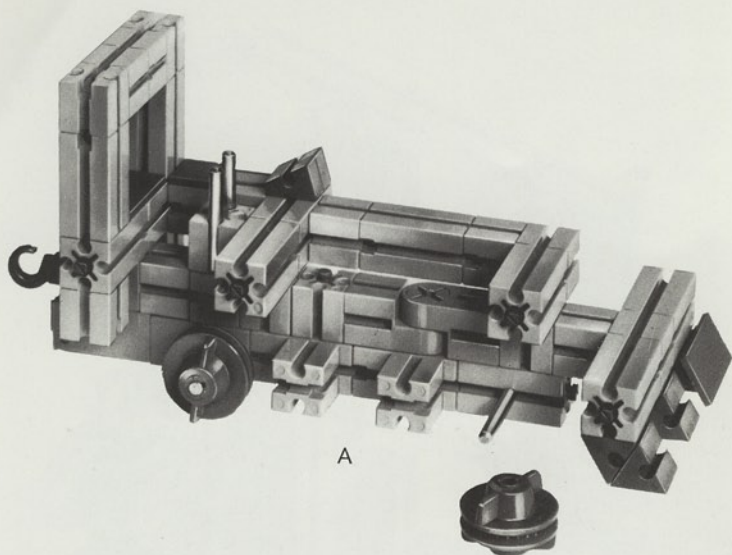
A




+mot. 1



B




A




B

+ mini-mot. 1+010+021




B

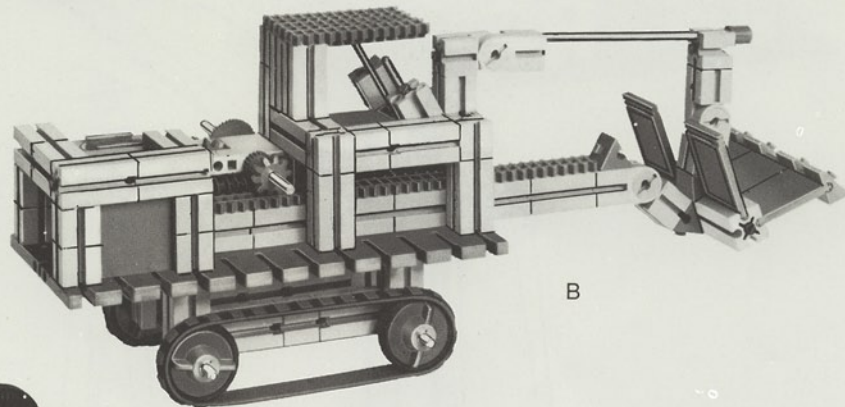
+ mot. 1 + mot. 2



A




A




B

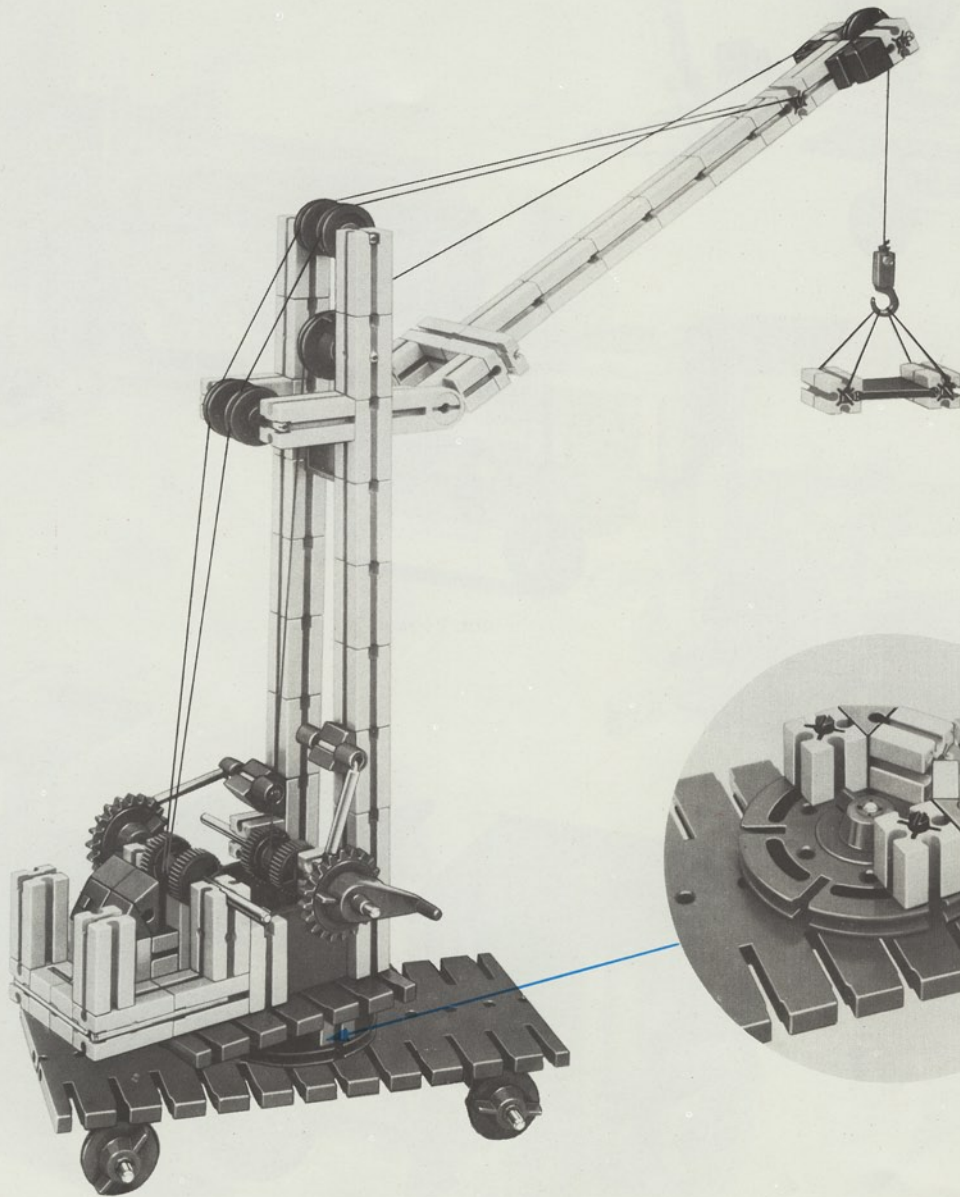
+ mot. 1 + mot. 2




A




B

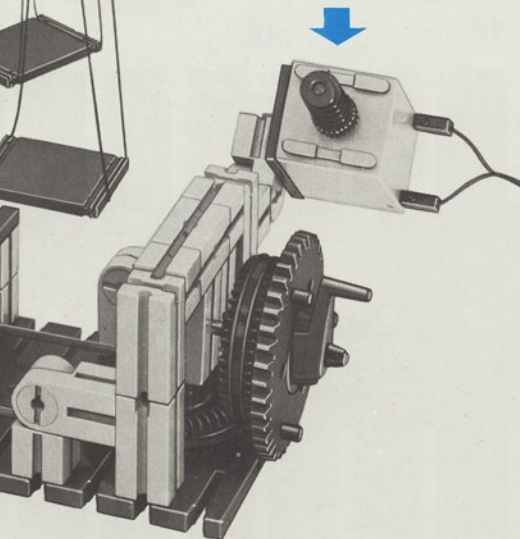





+ mot. 1




Baustufe 1





1




2



3



4



5



6




7



8



9



10



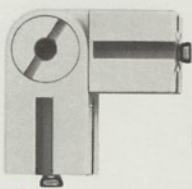
11



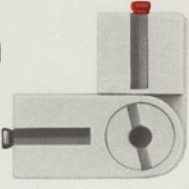
12




13




14




15



16



17



19




18




20

Listino di pezzi · Stuklijst


		Art.-Nr.	50	100	200	300	400			Art.-Nr.	50	100	200	300	400
1	Baustein 30 Building block 1 Pierre de construction 1 Elemento 1 Bouwsteen 1	31003	7	8	22	8	34	11	Klemmring Locking ring Bague de serrage Anello di fissaggio Klemring	31020	2	2	2	-	4
2	Baustein 30 Kreuzloch Building block 2 Pierre de construction 2 Elemento 2 Bouwsteen 2	31004	2	2	2	2	4	12	Flachnabe Flat hub Moyeu plat Mozzo piatto Platte naaf	31015	-	1	2	2	4
3	Baustein 15 Building block 3 Pierre de construction 3 Elemento 3 Bouwsteen 3	31005	2	2	4	2	12	13	Nabe Hub Moyeu Mozzo Naaf	31014	4	4	8	4	8
4	Baustein 15 Doppelverbindung Building block 4 Pierre de construction 4 Elemento 4 Bouwsteen 4	31006	-	1	4	1	10	14	Gelenkstein Doppelverbindung Elbow joint 1 Pierre articulée 1 Elemento snodato 1 Scharnierstein 1	31008	-	-	-	-	2
5	Baustein 15 Doppelverbindung rund Building block 5 Pierre de construction 5 Elemento 5 Bouwsteen 5	31007	1	1	2	1	2	15	Gelenkstein Doppelverb., rund u. eckig Elbow joint 2 Pierre articulée 2 Elemento snodato 2 Scharnierstein 2	31009	-	-	-	1	-
6	Flachstein 30 Rectangular panel 30 (1¼" approx.) Pierre plate 30 Elemento piatto 30 Platte steen 30	31013	1	6	6	6	12	16	Drehscheibe Pulley Poulie Disco girevole Draaischijf	31019	-	1	2	1	2
7	Winkelstein rechtwinklig Angle block 3 Pierre d'angle 3 Elemento angolato 3 Hoeksteen 3	31012	2	2	2	2	4	17	Grundplatte 90×90 Baseplate 90×90 (3½"×3½" approx.) Plaque de base 90×90 Piastra fondamentale 90×90 Basisplaat 90×90	31002	1	-	-	-	1
8	Winkelstein gleichschenklig Angle block 2 Pierre d'angle 2 Elemento angolato 2 Hoeksteen 2	31011	2	2	2	2	6	18	Reifen 30 Tyre 30 (1¼" approx.) Pneu 30 Copertone 30 Wielband 30	31017	4	4	4	4	4
9	Winkelstein gleichseitig Angle block 1 Pierre d'angle 1 Elemento angolato 1 Hoeksteen 1	31010	2	2	6	2	6	19	Grundplatte 180×90 Baseplate 180×90 (5"×3½" approx.) Plaque de base 180×90 Piastra fondamentale 180×90 Basisplaat 180×90	31001	-	1	1	1	1
10	Seiltrommel Winch drum Tambour Tamburo per funicella Kabeltrommel	31016	1	1	1	-	2	20	Reifen 45 Tyre 45 (1¾" approx.) Pneu 45 Copertone 45 Wielband 45	31018	2	4	4	4	6




21



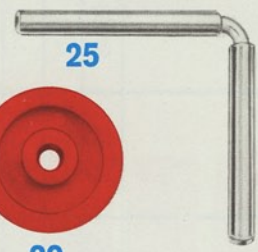
22



23



24



25



26



27



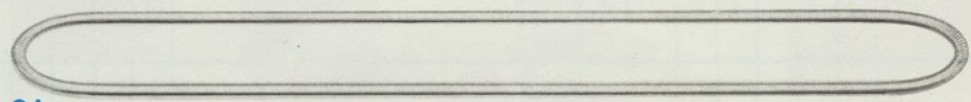
28



29



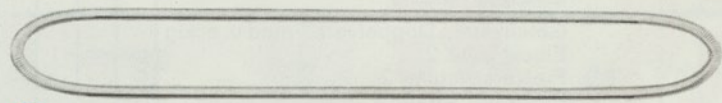
30



31



32



33



34



35



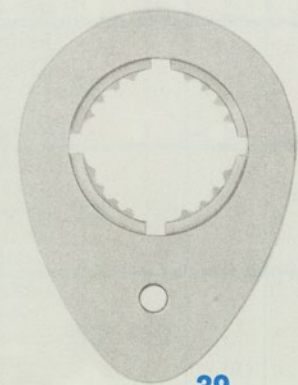
36




37



38




39






40


		Art.-Nr.	50	100	200	300	400			Art.-Nr.	50	100	200	300	400
21	Achse 110 Axle 110 (4 ¹ / ₄ " approx.) Axe 110 Asse 110 As 110	31031	1	2	2	2	4	31	Antriebsfeder 270 Drive spring 270 (10 ¹ / ₂ " approx.) Ressort de transmission 270 Molla per trasmissioni 270 Aandrijfveer 270	31028	-	1	1	1	1
22	Achse 60 Axle 60 (2 ¹ / ₂ " approx.) Axe 60 Asse 60 As 60	31032	2	2	2	2	3	32	Haken Hook Crochet Gancio Haak	31025	1	1	2	1	2
23	Achse 50 Axle 50 (2" approx.) Axe 50 Asse 50 As 50	31033	2	2	4	2	4	33	Antriebsfeder 200 Drive spring 200 (8" approx.) Ressort de transmission 200 Molla per trasmissioni 200 Aandrijfveer 200	31029	-	-	-	-	1
24	Achse 30 Axle 30 (1 ¹ / ₄ " approx.) Axe 30 Asse 30 As 30	31034	-	-	-	-	2	34	Handkurbel Crank Manivelle Manovella Handkruk	31026	1	1	1	-	2
25	Winkelachse Axle, rightangle Axe coudé Asse ad angolo Haakse as	31035	-	-	-	-	2	35	Antriebsschnur Nylon line Ficelle Funicella per trasmissioni Aandrijfsnoer	31027	1	1	1	-	1
26	Klemmkupplung 20 Coupling 20 (3 ¹ / ₄ " approx.) Raccord d'axe 20 Bussola di fissaggio 20 Klembus 20	31024	1	-	1	-	2	36	Verbindungsstück 30 Connector 30 (1 ¹ / ₄ ") Pièce de raccordement 30 Raccordo 30 Verbindingsstuk 30	31061	-	2	2	2	2
27	Achshalter Axle holder Fixation d'axes Supporto per assi Ashouder	31030	2	2	4	2	4	37	Zahnrad 20Z m1,5 Gearwheel 20Z m1,5 Roue dentée 20Z m1,5 Ruota dentata 20Z m1,5 Tandwiel 20Z m1,5	31021	-	-	1	1	2
28	Achskupplung Coupling with screw clamp Accouplement d'axe Raccordo per assi Askoppeling	31036	-	-	-	-	-	38	Zahnrad 40Z m1,5 Gearwheel 40Z m1,5 Roue dentée 40Z m1,5 Ruota dentata 40Z m1,5 Tandwiel 40Z m1,5	31022	-	-	1	1	1
29	Rolle Coil Poulie Puleggia Katrol	35795	2	4	4	4	4	39	Kurvenscheibe Cam Came Disco eccentrico Nokkenschijf	31038			4/06		
30	Klemmbuchse 8 Spring clip 8 (1 ¹ / ₃ " approx.) Clips 8 Bussola di fissaggio 8 Klembus 8	31023	2	4	6	4	5	40	Kurvenscheibe gezahnt Cam with teeth Came avec denture latérale Disco eccentrico dentato Nokkenschijf, getand	31037			2/06		


		Art.-Nr.	300	mot. 1	mot. 2		Art.-Nr.	300	mot. 1	mot. 2	
41	Zahnstange 30 m1,5 Gear-rack 30 (1 1/4") m1,5 Crémaillère 30 m1,5 Asta dentata 30 m1,5 Tandstang 30 m1,5	31054	-	-	2	51	Differential Differential Différentiel Differenziale Differentialiaal	31043	1/mot.	6	
42	Zahnstange 60 m1,5 Gear-rack 60 (2 1/2") m1,5 Crémaillère 60 m1,5 Asta dentata 60 m1,5 Tandstang 60 m1,5	31053	-	-	8	52	Zahnrad 10Z m1,5 Pinion with screw clamp 10Z m1,5 Pignon avec bague de serrage 10Z m1,5 Ruota dentata 10Z m1,5 Tandwiel 10Z m1,5	31047	1	1	-
43	Zahnstange 30 m0,5 Gear-rack 30 (1 1/4") m0,5 Crémaillère 30 m0,5 Asta dentata 30 m0,5 Tandstang 30 m0,5	31056	-	-	1	53	Raupenband Caterpillar track Chenille en caoutchouc Cingolo Rupsband	31057	-	-	2
44	Zahnstange 60 m0,5 Gear-rack 60 (2 1/2") m0,5 Crémaillère 60 m0,5 Asta dentata 60 m0,5 Tandstang 60 m0,5	31055	-	-	2	54	Stufenzahnrad m0,5-1,5 mit Achse Pinion m0,5-1,5 with axle Pignon double m0,5-1,5 avec axe Ruota a dentatura m0,5-1,5 con asse Traptandwiel m0,5-1,5 met as	31052	-	-	1
45	Kegelzahnrad mit Klemmbuchse Bevel gear with screw clamp Pignon cône avec bague de serrage Ruota dentata conica con bussola Kegeltandwiel met Klembus	31051	-	-	2	55	Kabel Lead Câble électrique Cavo Kabel	31042	1	1	-
46	Batteriestab Battery case Boîtier à piles Comando a batteria Batterijhouder	31041	1	1	-	56	Getriebehalter mit Achse Bracket with pinion & axle Renvoi d'angle avec axe Supporto con asse Asblok met as	31046	-	1	-
47	Achse 110, Zahnrad 44-m0,5 axle 110 (4 1/4") with gear 44-m0,5 axe de 110 avec roue dentée fine 44-m0,5 asse 110 con ruota dentata 44-m0,5 as 110 met tandwiel 44-m0,5	31049	-	-	1	57	Transformator 220 V ~ Transformer Transformateur Trasformatore Transformator	31040	1/mot.	4	
48	Achse 50, Zahnrad 44-m0,5 axle 50 (2") with gear 44-m0,5 axe de 50 avec roue dentée fine 44-m0,5 asse 50 con ruota dentata 44-m0,5 as 50 met tandwiel 44-m0,5	31050	-	-	1	58	Gleichstrommotor 6 V - m1,5 6 Volt D.C. motor, m1,5 Moteur à courant continu de 6 V m1,5 Motore a corrente continua 6 V - m1,5 Motor voor gelijkstroom 6 V m1,5	31039	1	1	-
49	Getriebehalter mit Schnecke m1,5 Bracket with pinion & worm m1,5 Renvoi d'angle avec vis sans fin m1,5 Supporto con vite senza fine m1,5 Asblok met wormas m1,5	31045	1	1	-	59	Stufengetriebe m1,5 - m0,5 Reduction gearbox m1,5 - m0,5 Réducteur de vitesse m1,5 - m0,5 Ingranaggio progressivo m1,5 - m0,5 Trapsgewijze transmissie m1,5 - m0,5	31048	-	-	1
50	Kardangelenk Universal joint Cardan Giunto cardanico Kardanaandrijving	31044	-	1	-						







+ mot.1









Die Verbindungsplatten aus 010 und 011 klipst man einfach auf die Bausteine. 012 enthält Fenster und Türen; 013 Kamin, Giebel und Firste. Die Klammern (015) verbinden Verkleidungsplatten untereinander. In 014 findest Du 12 praktische große Flachsteine.

The panels in kits 010 and 011 clip on with ease to the building blocks. 012 contains windows and doors; 013 chimney, gables and roof-ridges. The clamps (015) connect the panels to each other. In 014 there are 12 useful long panels.


Les pierres plates des boîtes 010 et 011 sont tout simplement clipsées sur les pierres de base grises. Les boîtes 012 contiennent des portes et fenêtres, les 013 une cheminée, faîtière et frontons. Les raccords (015) tiennent les éléments d'habillage. Dans les boîtes 014 se trouvent 12 pierres plates.

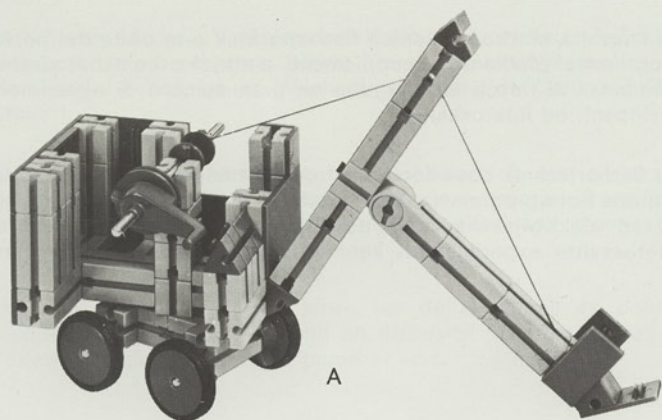
Le piastre di collegamento 010 e 011 si collegano a pressione agli elementi base.

La scatola 012 contiene porte e finestre; la 013 il camino, il colmo del tetto e il timpano.


I fermi (015) collegano tra di loro le piastre di rivestimento. Nella scatola 014 puoi trovare 12 pratici grandi elementi piani.

De verbindingsplaten uit 010 en 011 druk je eenvoudig op de bouwstenen. 012 bevat vensters en deuren, 013 schoorsteen, gevel en nok. De klemplaten van 015 verbinden de bekledingsplaten aan elkaar. In 014 vind je 12 praktische grote platte stenen.







A



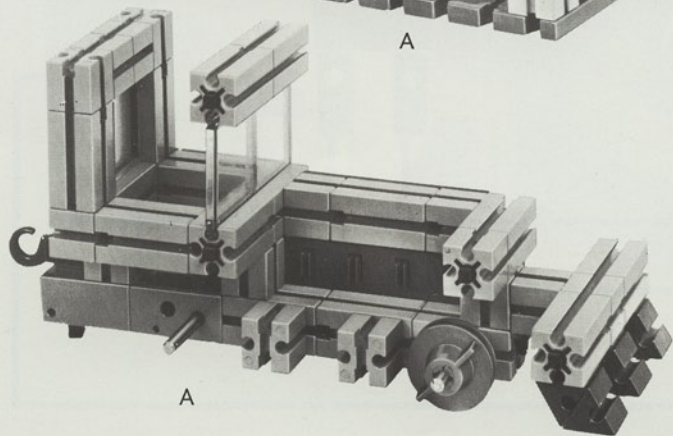
B




A



B



A



+ mini-mot. 1

B

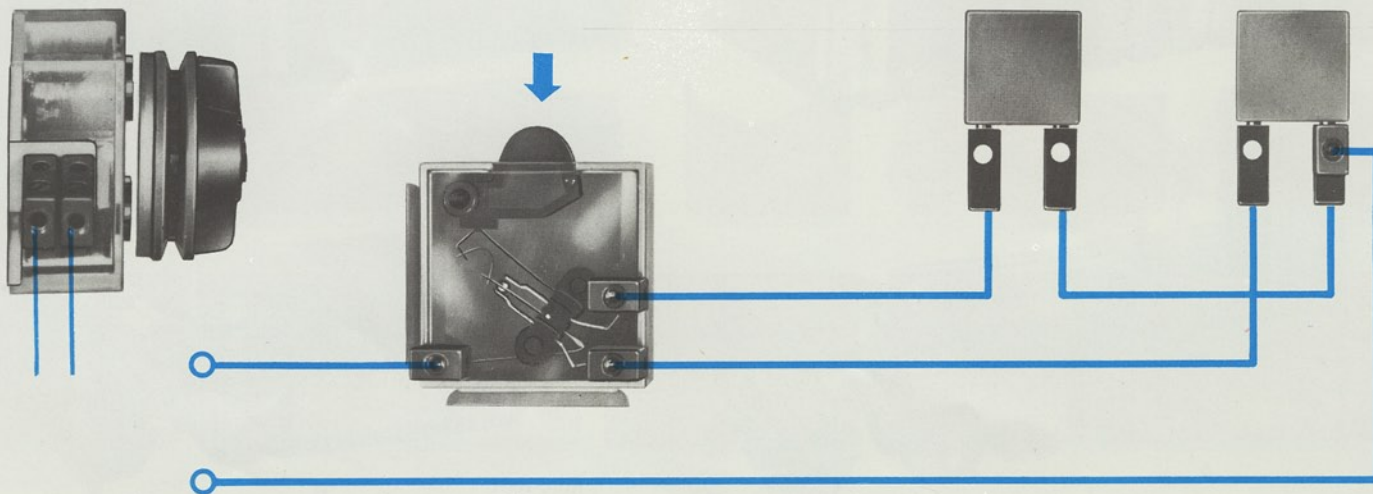
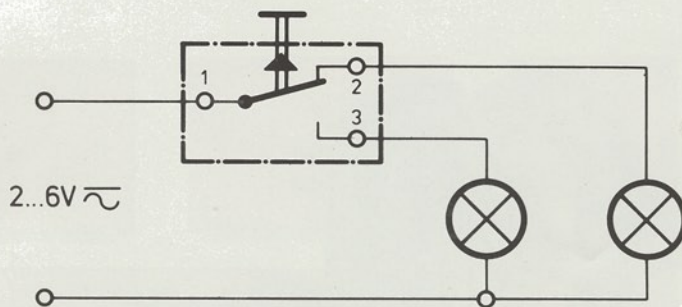

Der fischertechnik-Baukasten Elektro-Mechanik e-m ist ein Teil unseres Ausbauprogrammes. Elektrische Schaltungen und elektromechanische Steuerungen, spannende Versuche und interessante Experimente lassen sich damit in großer Zahl durchführen.

The fischertechnik kit Electromechanics e-m forms part of our construction box program. Electric circuits and electromechanical controls, fascinating tests and interesting experiments can be carried out.

La boîte fischertechnik «électromécanique» e-m fait partie de la série expérimentale. Elle permet de réaliser de nombreuses expériences captivantes et instructives, comme par exemple des commandes et connexions électriques et électromécaniques.

La cassetta elettromeccanica fischertechnik e-m parte del nostro programma. Mediante accoppiamenti elettrici e comandi elettromeccanici si riesce ad eseguire un gran numero di esperimenti avvincenti ed interessanti.

De fischertechnik bouwdoos elektromechanik e-m maakt deel uit van ons bouwprogramma. Een groot aantal elektrische schakelingen en elektro-mechanische besturing, spannende proeven en interessante experimenten kunnen hiermede worden uitgevoerd.



Electro-Mécanique · Elettromeccanica · Elektromechanika

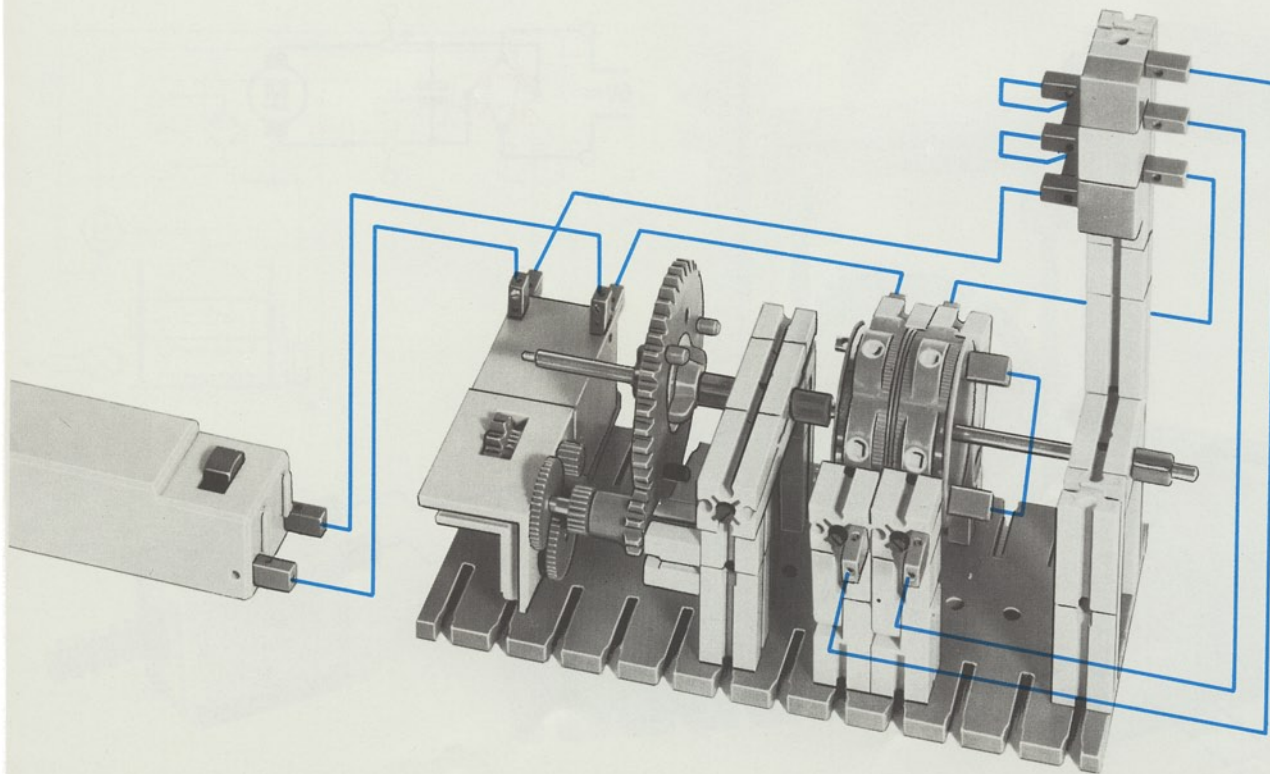
In unserem Modell „Verkehrsampel“ sind 2 fischertechnik-Schleifringe mit Unterbrechern zu einem Programmgeber geschaltet, der den wirklichkeitsgetreuen Wechsel zwischen Rot, Gelb und Grün steuert.

In our model »Traffic-Light«, two fischertechnik slip rings with circuit breakers are connected to provide a program transmitter which controls the change between red, yellow and green as in actual systems.

Dans le modèle «Feu tricolore», les deux bagues de contact munies d'interrupteurs, forment un dispositif programmé, réglant l'alternance des feux rouge, jaune et vert.

Nel nostro modello »Semaforo« due anelli collettori fischertechnik muniti di interruttore sono collegati a formare tutto un programma che permette il cambio del rosso, giallo e verde come in realtà.

In ons model: „verkeerslichten“ zijn 2 fischertechnik sleepringen met onderbrekers tot een programma-automaat geschakeld, die het afwisselen tussen rood, oranje en groen besturen, net als dat in werkelijkheid gebeurt.



Unser Elektronik-Kasten fischertechnik ec führt in die Grundlage der Elektronik ein. Zahlreiche interessante Modelle veranschaulichen die Aufgaben der Technik von heute und morgen: Überwachen – Sichern – Zählen – Messen – Steuern – Regeln.

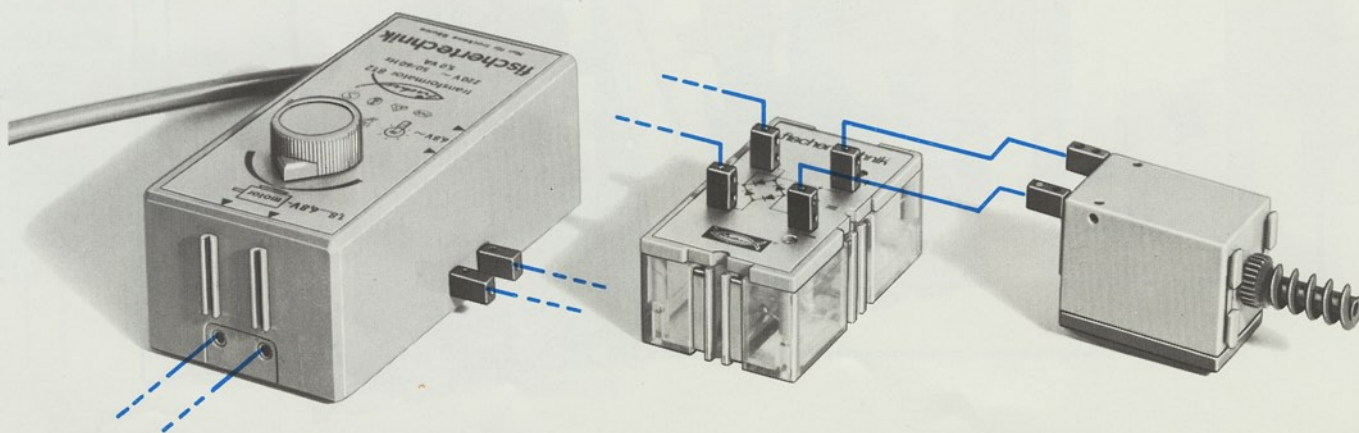
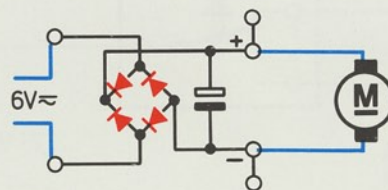
Our Electronics kit fischertechnik ec is an introduction to the fundamentals of electronics. Numerous models demonstrate the tasks and objectives of today's and tomorrow's engineering: monitoring – guarding – counting – measuring – controlling – regulating.

La boîte fischertechnik électronique ec est une introduction de base dans l'électronique. De nombreux et intéressants modèles illustrent le rôle de la technique d'aujourd'hui et de demain: contrôler – protéger – compter – mesurer – commander – régler.

La nostra cassetta elettronica fischertechnik ec indirizza verso il fondamento della elettronica.

I diversi compiti che la tecnica di oggi ed anche del domani ha da svolgere, sono resi evidenti dai numerosi modelli. Compiti come: controllare – assicurare – contare – misurare – manovrare – regolare.

Ons fotoelektronische bouwdoos fischertechnik ec vormt een inleiding voor de basis van de elektrotechniek. Talrijke interessante modellen maken de problemen van de techniek van heden en van de toekomst aanschouwelijk: beveiligen – tellen – meten – besturen – regelen.



Grundkästen Die Grundkästen stellen ein in sich abgeschlossenes Programm dar. Jeder einzelne Grundkasten ist ein kompletter Baukasten. Die Grundkästen können durch Ausbau- und Zusatzkästen erweitert werden.

Basic kits The basic kits form a balanced programme. Each of the basic kits is complete in itself. Each can be extended by adding extension and supplementary kits.

Boîtes de base Les boîtes de base constituent en elles seules un ensemble. Chaque boîte de base est une boîte de construction complète. Elle peut être élargie avec des boîtes accessoires et complémentaires.


Cassette base Le cassette base consentono già di svolgere un programma costruttivo completo, che può comunque venire ampliato a piacere tramite le scatole addizionali e di perfezionamento.

Basisdozen De basisdozen zijn een op zichzelf staand systeem. Iedere basisdoos is een complete bouwdoos. De basisdozen kunnen door aanvullings- en uitbreidingsdozen naar wens uitgebouwd worden.




fischertechnik 50 Art.-Nr. 30050

Grundkasten · Basic kit ·
Boîte de base · Cassette
base · Basisdoos




fischertechnik 100 Art.-Nr. 30100

Grundkasten · Standard set · Boîte
de base · Cassette base · Basisdoos




fischertechnik 200 Art.-Nr. 30200

Mittlerer Grundkasten · Intermediate set · Boîte de
base moyenne · Cassette base media · Middelgrote
basisdoos



fischertechnik 300 Art.-Nr. 30300

Grundkasten mit Motor · Standard set plus motor ·
Boîte de base avec moteur · Cassette base con
motore · Basisdoos met motor



fischertechnik 400 Art.-Nr. 30400

Großer Grundkasten · Master set · Boîte de base
grand format · Cassette base più grande · Grote
basisdoos


Ausbaukästen Statik Voraussetzung für den Statik-Baukasten ist der Grundkasten. Jeder Grundkasten kann mit jedem Statik-Baukasten kombiniert werden.

Statics extension kits To use the statics kit you must start with the basic building set. Every basic set can be combined with every statics building set.

Boîtes «Superstructures» Pour utiliser une boîte de construction Statique, il faut avoir une boîte de base. Chaque boîte de base peut être associée à chaque boîte de construction statique.


Cassetta di perfezionamento statica Per le costruzioni con le cassette della serie statica é necessario di disporre già di qualche cassetta base. Ogni singola cassetta base può essere combinato con una cassetta della serie statica.

Uitbreidingsdozen statika Voorwaarde voor het bouwen met de statika-bouwdozen is het aanwezig zijn van een basisdoos. Iedere basisdoos kan met iedere statikadoos gekombineerd worden.




fischertechnik 50 S Art.-Nr. 30060

Statikkasten · Statics kit · Boîte «Superstructures» · Cassetta Statica · Statikadoos




fischertechnik 100 S Art.-Nr. 30061

Statikkasten · Statics kit · Boîte «Superstructures» · Cassetta Statica · Statikadoos




fischertechnik 200 S Art.-Nr. 30062

Statikkasten · Statics kit · Boîte «Superstructures» · Cassetta Statica · Statikadoos



fischertechnik 300 S Art.-Nr. 30063

Statikkasten mit Getriebe · Statics kit plus gears · Boîte «Superstructures» avec bloc engrenages · Cassetta Statica con cambio trasmissione · Statikadoos met reductiedrijfwerk



fischertechnik 400 S Art.-Nr. 30064

Statikkasten · Statics kit · Boîte «Superstructures» · Cassetta Statica · Statikadoos

Ausbaukästen · Extension kits · Boîtes accessoires · Cassette di perfezionamento · Aanvullingsdozen

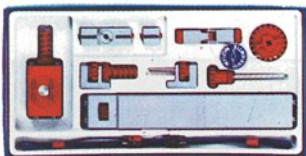
Motor und Getriebe: Motor- und Getriebekästen können als Antrieb für alle Modelle der Grund- und Ausbaukästen verwendet werden.

Motor kits: The motor kits provide the means of powering all the models built with the basic and experimental sets.

Moteur et engrenages: Les boîtes moteur et engrenages peuvent être utilisées pour l'animation de tous les modèles de boîtes de base et des boîtes accessoires.

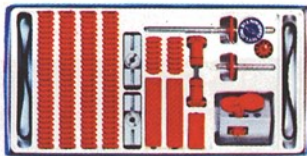
Motore e trasmissione: Le scatole con motore e trasmissione possono essere adoperare per consentire il movimento di tutti i modelli realizzati con le cassette 'Base' e di 'Perfezionamento'.

Motor en reductiedrijfwerk: Motor en reductiedrijfwerk kunnen als aandrijving voor alle modellen van de basis- en uitbreidingsdozen gebruikt worden.



fischertechnik mot. 1 Art.-Nr. 30091

Motorkasten · Motor kit ·
Boîte moteur · Scatola con
motore · Motordoos



fischertechnik mot. 2 Art.-Nr. 30092

Getriebekasten · Gearbox kit ·
Boîte engrenages · Scatola
con cambio · Reductiedrijfwerk



fischertechnik mini-mot. 1
Art.-Nr. 32091

Motor und Getriebe in Bausteingröße · Miniature motor
with miniature gearbox · Moteur et engrenages de la di-
mension d'une pierre de construction · Motore dello stesso
formato degli elementi base con mini-cambio · Motor
met reductiedrijfwerk in de grootte van een bouwsteen

Nur für Netzgerätbetrieb
For transformer only
Seulement pour transformateur
Usare solo con trasformatore
Alleen voor transformator

Elektromechanik und Elektronik: Voraussetzung für den Bau mit diesen Kästen sind: fischertechnik 200, fischertechnik mot. 1; zusätzlich für die Elektronik fischertechnik mot. 4 oder mot. 8.

Electro-mechanics and electronics: To use these kits you must start out with fischertechnik 200, fischertechnik mot. 1 and, for photo-electrics you need additionally fischertechnik mot. 4 or mot. 8.

Electromécanique et Electronique: Il faut posséder fischertechnik 200, fischertechnik mot. 1, en plus pour l'électronique: mot. 4 ou mot. 8.


Elettromeccanica ed elettronica: Per le costruzioni con queste cassette sono necessari i seguenti assortimenti: fischertechnik 200, fischertechnik mot. 1; inoltre, per l'elettronica: fischertechnik mot. 4 o mot. 8.

Uitbreidingsdozen elektromechanica en elektronika: Voorwaarde voor het bouwen met deze dozen is: fischertechnik 200, fischertechnik mot. 1, aanvullen voor de elektronika met fischertechnik mot. 4 of mot. 8.



fischertechnik em Art.-Nr. 30072

Elektromechanik-Kasten · Electro-
mechanics kit · Boîte électro-mécani-
que · Cassette elettromeccanica ·
Elektromechanikadoos



fischertechnik ec Art.-Nr. 30085

Elektronik-Kasten · Electronic kit ·
Boîte électronique · Cassette elettro-
nica · Elektronikadoos

Zusatzkästen Zur Ergänzung und Erweiterung der Grund- und Ausbaukästen.

Supplementary kits To complement and enlarge the basic and extension kits.

Boîtes complémentaires Pour compléter et réassortir les boîtes de base et les boîtes accessoires.

Scatole di perfezionamento Per il completamento e l'ampliamento delle cassette base ed addizionali.

Aanvullingsdozen Voor de completering en uitbreiding van basis- en uitbreidingsdozen.



01
Art.-Nr. 30001



02
Art.-Nr. 30002



03
Art.-Nr. 30003




04
Art.-Nr. 30004



05
Art.-Nr. 30005



06
Art.-Nr. 30006



07
Art.-Nr. 30007



08
Art.-Nr. 30008



09 Art.-Nr.
30009



010
Art.-Nr. 30010



011
Art.-Nr. 30011



012
Art.-Nr. 30012



013
Art.-Nr. 30013



014
Art.-Nr. 30014



015
Art.-Nr. 30015



021
Art.-Nr. 30021



022
Art.-Nr. 30022



023
Art.-Nr. 30023



025
Art.-Nr. 30025



027 Art.-Nr.
30027



mot. 3
Art.-Nr. 30093



mot. 4
Art.-Nr. 30094



mot. 5
Art.Nr.
30095



mot. 6
Art.Nr.
30096



mot. 7
Art.Nr.
30097



mot. 8
Art.-Nr. 30090



em 3
Art.Nr.
30073



em 4
Art.Nr.
30074



em 5
Art.Nr.
30075



fischertechnik I-e 3
Art.-Nr. 30083

Zusatzkästen


Supplementary kits

Boîtes complémentaires


Scatole di perfezionamento

Aanvullingsdozen

Zur Erweiterung des Grundkastens fischertechnik 100 auf 200: 10, 15 und 20 · The basic kit 100 can be converted to size 200 by adding kits 10, 15 and 20 · Vous pouvez ainsi faire de la boîte de base 100, à l'aide des boîtes complémentaires 10, 15 et 20, la boîte fischertechnik 200 · Così, la cassetta base 100, si trasforma, con la aggiunta delle cassette complementari 10, 15, 20, nella cassetta fischertechnik 200 · Zodoende ontstaat uit de basisdoos fischertechnik 100 met de aanvullingsdozen 10, 15 en 20: fischertechnik 200




fischertechnik 10
Art.-Nr. 30910



fischertechnik 15
Art.-Nr. 30915



fischertechnik 20
Art.-Nr. 30920



fischertechnik 25
Art.-Nr. 30925



fischertechnik 30
Art.-Nr. 30930

Zur Erweiterung des Grundkastens fischertechnik 200 auf 400: 10, 15, 25 und 30 · By adding kits 10, 15, 25 and 30 the 200 kit is converted to the fischertechnik 400 · En ajoutant au n° 200, les boîtes complémentaires 10, 15, 25 et 30 vous l'agrandissez au contenu de la boîte de base 400 · Aggiungendo a quest'ultima le cassette fischertechnik 10, 15, 25 e 30 abbiamo la cassetta base 400 · Deze doos kan door aanschaffing van fischertechnik 10, 15, 25 en 30 uitgebreid worden tot de basis bouwdoos 400

Statik-Zusatzkästen

Extension kits "statics"

Boîtes complémentaires "superstructure"

Cassetta addizionale "Statica"

Aanvullingsdozen "Statica"



fischertechnik 031
Art.-Nr. 30031



fischertechnik 032
Art.-Nr. 30032



fischertechnik 033
Art.-Nr. 30033



fischertechnik 034
Art.-Nr. 30034



fischertechnik 035
Art.-Nr. 30035



fischertechnik 036
Art.-Nr. 30036



fischertechnik 037
Art.-Nr. 30037



fischertechnik 038
Art.-Nr. 30038


Sammelkasten

Parts case

Boîte de rangement

Cassetta per la raccolta

Verzameldoos



fischertechnik 1000-0

Art.-Nr. 30602



fischertechnik 1000

Art.-Nr. 30603



fischertechnik 1000-1

Art.-Nr. 30604


hobby-Kästen hobby kits Boîtes hobby Cassette hobby hobby bouwdozen

Zur Freizeitgestaltung für Techniker, Tüftler und Bastler wurden als Erweiterung die hobby-Kästen geschaffen.


The hobby kits are meant as an extension for organizing the spare time activities of technicians, fuss-pots and amateur constructors. Les boîtes hobby furent créées comme complément pour l'organisation des loisirs des techniciens, vétéilleurs et bricoleurs.

Per l'impiego del tempo liberi — per tecnici, appassionati di lavori di pazienza ed altri piccoli lavori manuali — il programma è stato ampliato con le cassette hobby.

Voor de vrijetijdsbesteding van techniciens, muggenzifters en knutselaars werden als uitbreiding de hobby dozen geschapen.




hobby 1 Art.-Nr. 30621
Grundkasten · Basic kit · Boîte de base · Cassetta base · Basisdoos




hobby 2 Art.-Nr. 30622
Motor und Getriebe · Motor and gearing · Moteur et engrenages · Motore ed ingranaggi · Motor en reductiedrijfwerk



hobby 3 Art.-Nr. 30623
Elektromechanik · Electro-mechanics · Electro-mécanique · Elettromeccanica · Elektromechanika




hobby 4 Art.-Nr. 30624
Elektronik · Electronics · Electronique · Elettronica · Elektronika



hobby 5 Art.-Nr. 30625
Statik · Statics · Statique · Statica


Elektronik-Bausteine Electronic Units Modules électroniques Elementi elettronici Elektronika-bouwstenen




Art.-Nr. 30811
Gleichrichter
rectifier
redresseur
raddrizzatore
gelijkrichter




Art.-Nr. 30815
Flip-Flop




Art.-Nr. 30812
Relais
relay
relais




Art.-Nr. 30816
Mono-Flop



Art.-Nr. 30813
Grund-Baustein
basic unit
module de base
elemento base
basisbouwsteen



Art.-Nr. 30817
AND-NAND



Art.-Nr. 30814
Mikrofon-Lautsprecher
microphone-speaker
microphone, haut parleur
microfono ed altoparlante
microfoon-luidspreker



Art.-Nr. 30818
OR-NOR



Art.-Nr. 30819
Dyn. AND
AND dinamico



fischertechnik von den Fischer-Werken, aus denen auch die weltbekannten grauen Nylon-Dübel kommen.

fischertechnik comes from the Fischer Factories in Western Germany which also make the world-famous Nylon Fixing Devices.

fischertechnik fabriqué par les usines Fischer mondialement connues par sa gamme de chevilles grises en Nylon.

fischertechnik dagli stabilimenti Fischer-Werke dai quali provengono anche i tasselli di Nylon grigi rinomati in tutto il mondo.

fischertechnik van de Fischer Fabrieken, waar ook de wereldbekende grijze Nylon-pluggen vandaan komen.

